



[PRINT ARTICLE >](#)

 Tom Curnin · Aug 5, 2020 · 3 min read

Outdoor TV Ideas

Updated: Sep 6, 2020

Here's What You'll Want to Know for the Perfect Installation




Outdoor TVs are becoming more affordable everyday

Start here for everything about outdoor TV's or outdoor speakers

With all that's going on in the world with the current health crisis, perhaps outdoor TVs do not make it to the top of your priorities list. We completely understand. However, if it is something you have thought about to enhance your patio and outdoor spaces, we believe it's an appropriate time to consider it for several reasons. First, while so many activities are curtailed in the current environment, we are still able to provide technology solutions to our clients. Second, outdoor technology installations – like TVs – are performed outside with minimal requirements (or perhaps no requirement) for us to enter your home. Third, an outdoor TV can serve more than entertainment purposes. When properly equipped, an outdoor TV can wirelessly mirror a screen from a laptop or tablet, which can serve educational or even fitness benefits. Mirroring can enable things like improved viewing of instructional videos for remote schoolwork or following along on an online yoga class. Today's TVs can be multipurpose screens, and one outdoors helps you do what you want while also enjoying much needed fresh air. So what should you consider for an outdoor TV in your New Jersey home? Keep reading find out.

Why Outdoor TVs


We often get asked "can I use an indoor TV outdoors?" The answer is no, especially if you want the TV to last longer than a season. There are other considerations too. First, many indoor TVs don't have the brightness or screen coatings to deal with outdoor ambient light. Second, indoor TVs do not fare well without temperature-controlled conditions and will wear down in high heat, cold, and humidity. And finally, for safety reasons using an indoor TV outdoors might not conform to local building codes.



Outdoor TV's enhance any outdoor entertainment space

Placement

Weather-resistant outdoor TVs can go practically anywhere in your outdoor area, so you can place it (or them) where you want to use it. It's best to plan TV placement with other outdoor amenities where people congregate. You can place one by a hot tub, spa, or pool, as all models are splash and rain-proof. You can also put one by an outdoor kitchen/bar, where you can catch a game (when sports are back) while grilling or entertaining. Of course, the covered patio is still an excellent option, and you can design seating that will work for both viewing and conversation.



Outdoor TV Shade Series by Seura

Shade, Sun, or Both?

Outdoor TVs are made in different models designed for full shade, partial shade, and full sun installations. Bravo AV recommends Séura as a top choice, as they make a variety of TVs for these applications in a wide range of sizes. For example, the Séura Shade Series is available in 55, 65, and 75-inch sizes and is ideal for indoor-outdoor spaces and covered areas. The Ultra Bright Series features an incredibly high 1000 nits of brightness for visibility in full sunlight, and models are available in 49, 55, 65, and 86-inch size panels. Aside from excellent visuals, Séura doesn't ignore sound quality. Both the Shade and Ultra Bright Series offer 2-channel soundbars for high-quality audio outdoors, and they are built to the same weather-resistant standards as the TVs. Consider an outdoor TV an investment to help you spend more time al fresco and one that will pay dividends for many years to come. To learn more, fill out our contact form or start a live chat with us below. We look forward to hearing from you!

For additional resources, please visit our page on [outdoor TV's](#) or [outdoor speakers](#) with articles like this on everything you need to know. Additionally, you can check out our photo gallery on the same page to explore our previous work.

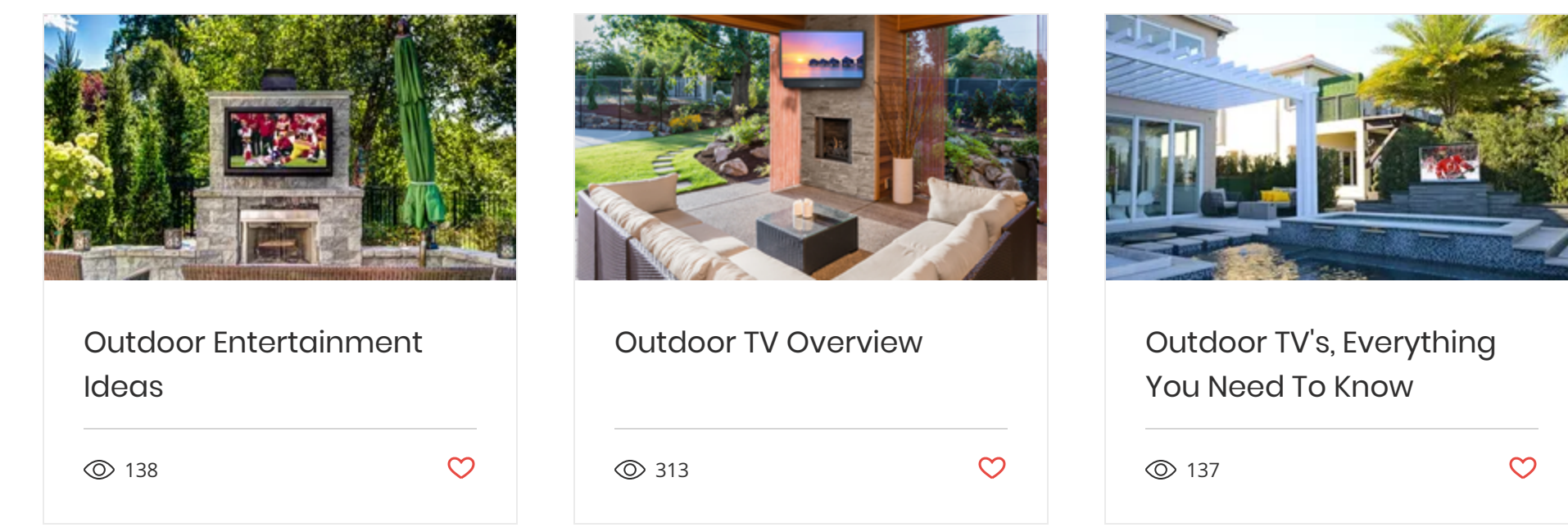
Bravo AV is proud to be an [HTA \(Home Technology Association\)](#) Certified Installation Firm and professional A/V experts. Tom Curnin, the owner of Bravo AV, is a CEDIA Professional Designer, a certified THX Level 1 home theater professional and a member of the Home Acoustic Alliance trained to Level II. You can contact Tom directly at (908) 953-0555 or through email at Tom@BravoAV.com.

Outdoor Entertainment Outdoor Speaker Outdoor TV

Outdoor TV

287 views ♥

Recent Posts See All




What brings you to Bravo AV of New Jersey, and how can we help?

In order to help you in the best way possible please provide your phone number and town. Your number will not be used for solicitation. Your town is important in order to make sure we can provide the outstanding local service we are recognized for.

Name	Town
Email	Message
Phone	
SEND	



- | | | | | |
|--|--|--|---|--|
| <p>Knowledge Center</p> <ul style="list-style-type: none"> Home Audio Home Automation Home Theater Lutron Lighting Motorized Shades Media Rooms Multi-Room Audio Outdoor Shades Outdoor Speakers Outdoor TV Sonos Speakers Surround Sound | <p>Our Services</p> <ul style="list-style-type: none"> Home Audio Home Automation Home Theater Theater Seating Landscape Lighting Lighting Design Luxury Private Cinemas Media Rooms Mirror TV Motorized Shades Multi-Room Audio Outdoor Entertainment Centers Outdoor Lighting Outdoor Shades Outdoor Speakers Outdoor TV Projectors RadioRa 3 Surround Sound TV Installation WiFi Window Treatments | <p>Partners</p> <ul style="list-style-type: none"> Focal Kaleidescape Lutron Lighting Lutron Shades Meridian Nest Samsung Savant Sonos Sony TVs Sony Projectors TKG | <p>Information</p> <ul style="list-style-type: none"> About Blog Contact Design Build Process Featured Projects Knowledge Center Partners Privacy Policy Showroom Team Home Theater Guide | <p>Contact</p> <p> 80 Morristown Rd.
Bernardsville, NJ 07924</p> <p>Click To Email Us</p> <p>Tel. (908) 953-0555</p> |
|--|--|--|---|--|

