


PRINT ARTICLE >

Tom Currin · Aug 8, 2020 · 4 min read

Lutron Caseta vs RadioRa2

Updated: Oct 14, 2020

Which Lutron Lighting Solution is Right for You?



Lutron RadioRa2 vs Caseta

Start here to learn everything about Lutron smart lighting.

We here at Bravo AV love and trust Lutron's industry-leading lighting solutions, which have been proven through years of experience and feedback from our trusted clients. While there are many automated lighting solutions on the market nothing excels performs like Lutron. They have a very comprehensive catalog of products and projects. Ranging from DIY to luxury residential to commercial, iconic structures around the world. Just recently Lutron achieved over 65% energy savings for The Empire State Building just by updating their shades and lighting infrastructure. Complementing their amazing energy savings are Lutron's simple control interfaces managing different lighting scenes. Lutron has been chosen repeatedly for thousands of prestigious buildings and landmarks on all seven continents including The White House, The Guggenheim Museum and The Statue of Liberty, now imagine what Bravo AV and Lutron can accomplish for you and your family.

This month we will help you understand the difference between radioRa2 vs Caseta Lutron systems and applications so you have the best system for your needs. Lutron and Bravo AV offer practical solutions for all project and budget sizes. Designed for smaller homes, Lutron's Caseta is the entry point for automated lighting but still gives you many of the same features and benefits of larger lighting systems. For larger homes needing more control and expandability, the Lutron RadioRA Select or Lutron RadioRA2 systems are a better choice because it can cover medium to large properties and grow with your needs. The pinnacle of home lighting is Lutron's Homeworks platform which delivers the most flexibility, automated control and scalability

Check out our Lutron lighting solutions comparison guide and see which solution is best for you and your New Jersey home.

Lutron Caseta

The Lutron Caseta Wireless system is made for smaller homes, condominiums, and apartments that range up to 2,500 square feet. As the name implies, it is a wireless system, so it is easy to retrofit into existing homes without rewiring. Lutron Caseta remote controls can be wall-mounted or sit on a table, giving you easy options for control. Some of Lutron's motorized shade solutions can also be controlled and coordinated by a Caseta system. If you like the option of managing lights with a smartphone, the Caseta Bridge and the Lutron App gives you convenient control over the system while at home or away. The Caseta system can control a maximum of 50 devices. If you have extensive lighting inside and outside your home, you may find 50 to be quite a limitation. Fortunately, Lutron's other systems can extend well past the 50-device limit.



Lutron Caseta Product Family vs RadioRa2

Lutron RA2 Select

The RA2 Select system is also wireless, making it a straightforward upgrade to smart lighting in an existing home. You can consider the RA2 Select an upgrade in both scale and control features from the Caseta system. RA2 Select works with Lutron's patented, reliable ClearConnect radio frequency technology for rock-solid wireless control. The main repeater supports up to 100 devices, making it twice as expansive as Caseta. The engraved Pico keypads can support various pre-programmed lighting scenes, and the programming setup of the system can be done through the simplified Lutron app. RA2 Select also supports room sensors, so your lights can come on and off automatically based on motion. The sensor can be tied to specific lights in a room so that when you walk in only the lights you want will come on.



Lutron RadioRa2 Product Family vs Caseta

Lutron RadioRA2

As we've noted before, we believe Lutron's RadioRA2 is the right system for many homeowners. It is built upon Lutron's reliable ClearConnect technology, and it can scale up to 200 devices in homes up to 7,500 square feet. This gives you the flexibility and scalability to start with one or two rooms and build up to controlling and automating virtually all of your inside and outside lighting with one system. The RadioRA2 system has more customization options than Caseta or RA2 Select. It also works with elegant,

custom-engravable wall keypads available in more styles and colors. The integration options for other smart home features are manifold. Lutron RadioRA2 can integrate with home automation systems like Savant, smart thermostats from Honeywell and Nest, and even a Sonos whole-house audio system. With a RadioRA2 system installed, you have a world of options to intelligently integrate lighting with motorized shades, climate control, entertainment and more. Let us show you why Lutron is the right lighting control solution for your home in New Jersey. To learn more, contact us online or chat live with us below. We look forward to hearing from you! Tom Currin, the owner of Bravo AV, has been using Lutron lighting solutions in his home since 1996. It has worked flawlessly the entire time. Lutron makes well engineered products that last. [How You Interact with Lutron Lighting](#)

The work horse of Lutron lighting control: Maestro Style Dimmer. Available in 20 Satin, 7 Gloss and 12 metal finishes.



Lutron Dimmer Colors

This designer Style 6-Button Raise lower keypad allows you to create 6 unique lighting scenes and then gives you the ability at the bottom of the keypad to make it a little brighter or dimmer. A very versatile keypad.




6 button Lutron Radio Ra2 Keypad

This Table top keypad is ideal for the master bedroom nightstand. With 15 buttons you are in the driver's seat when it comes to controlling Shades and lights all over the house.



Lutron Radio Ra2 Table Top Keypad

The Pico can be wall mounted or reside on a table top. With batteries that last for years this gives you convenient control anywhere you need it.



Lutron Caseta Pico

For additional resources, please visit our page on [Lutron Lighting](#) with articles like this on everything you need to know. Additionally, you can check out our photo gallery on the same page to explore our previous work. Bravo AV is proud to be an [HTA \(Home Technology Association\)](#) Certified Installation Firm and professional A/V experts. Tom Currin, the owner of Bravo AV, is a CEDIA Professional Designer, a certified THX Level 1 home theater professional and a member of the Home Acoustic Alliance trained to Level II. You can contact Tom directly at (908) 953-0555 or through email at Tom@BravoAV.com.

Lutron Lutron Lighting Smart Lights Automated Lights

f t in e

Smart Lighting

2,433 views

Recent Posts See All

Home Security Tips For Your New Jersey Home

142

The Benefits of Landscape Lighting for your New...

75

Lutron Radio Ra2 Overview

453

What brings you to Bravo AV of New Jersey, and how can we help?


In order to help you in the best way possible please provide your phone number and town. Your number will not be used for solicitation. Your town is important in order to make sure we can provide the outstanding local service we are recognized for.

Name Town

Email Message

Phone

SEND



Knowledge Center

- Home Audio
- Home Automation
- Home Theater
- Lutron Lighting
- Motorized Shades
- Media Rooms
- Multi-Room Audio
- Outdoor Speakers
- Outdoor TV
- Sonos Speakers
- Surround Sound

Our Services

- Home Audio
- Home Automation
- Home Theater
- Theater Seating
- Landscape Lighting
- Lighting Design
- Luxury Private Cinemas
- Media Rooms
- Mirror TV
- Motorized Shades
- Multi-Room Audio
- Outdoor Entertainment Centers
- Outdoor Lighting
- Outdoor Shades
- Outdoor Speakers
- Outdoor TV
- Projectors
- RadioRa.2
- Surround Sound
- TV Installation
- WiFi
- Window Treatments

Partners

- Focal
- Kalielidescance
- Lutron Lighting
- Lutron Shades
- Meridian
- Nest
- Samsung
- Silviant
- Sonos
- Sony TVs
- Sony Projectors
- TiG

Information

- About
- Blog
- Contact
- Design Build Process
- Featured Projects
- Knowledge Center
- Partners
- Privacy Policy
- Showroom
- Team
- Home Theater Guide

Contact

80 Morristown Rd.
Bernardsville, NJ 07924

Click To Email Us

Tel. (908) 953-0555