


PRINT ARTICLE

Tom Curnin

Aug 25, 2020 · 5 min read

A Comprehensive Illustrated Guide To HDMI Cables.

Updated: Oct 10, 2020



Everything You Want To Know About HDMI Cables

HDMI

What is HDMI? HDMI is the global standard for connecting high-definition Consumer Electronics and PC products. It's the uncompressed, all-digital interface that delivers both dazzling quality and unmatched ease of use.

The HDMI Advantage When you connect with HDMI technology, you're getting the utmost in simplicity, performance, and system intelligence.

We have documented everything about Smart Home Wiring and Speaker Wire. [here](#)

Simplicity

- HDMI transmits all types of audio and video through a single digital link,
- HDMI makes it easy to install or upgrade to an all-digital home entertainment system.
- HDMI makes it simple to hook up other devices to your home theater system. HDMI is the interface for convergence of PC and consumer electronics devices

Performance

- All-digital. No conversion or compression needed
- Enormous bandwidth capacity – up to 18 gigabits per second resulting in
 - Better looking movies
 - Faster gaming
 - Richer audio
- Ready for future emerging technologies. HDMI is an evolving standard: Products implementing new versions of the HDMI specification will continue to be fully backward compatible with earlier HDMI products

Intelligence

- HDMI is a "smart" two-way connection that allows devices to communicate and interact with each other to dramatically improve your home theater experience.
- Devices connected with HDMI have the ability to scan each other's capabilities and automatically configure certain settings.
- Consumer Electronics Control (CEC) is another intelligent HDMI feature set that provides for integrated, "one-touch" commands across multiple linked components. When enabled by the manufacturer, CEC allows system-wide behaviors like one-touch play or one-touch record, where pressing a single button on a remote launches a series of coordinated commands.

Misconceptions

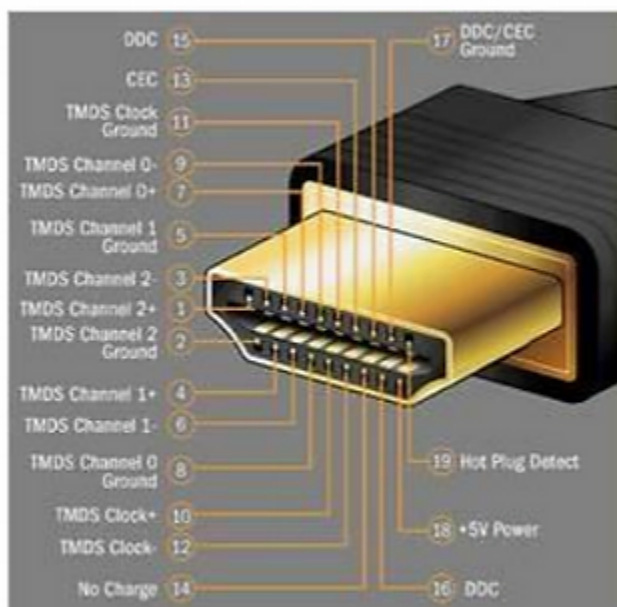

The most common misconception that people have about HDMI is that, because the signal is digital and that "digital is perfect" the signal either works or it doesn't. Whether the signal is sent via an optical cable, digital coax, or HDMI cable all of these digital signals can be distorted or changed and that distortion is called jitter. A digital signal stream is made up of ones and zeros or on and off pulses. The timing of the on and off pulses is critical. Jitter is timing errors. The materials used and physical variations in the HDMI cables cause jitter. As the amounts of information being sent down the cable increase and the capabilities of the cable are taxed – jitter increases. More expensive HDMI electronics use some type of error correction to reduce jitter and they work pretty effectively until the capabilities of the error correction programs are overwhelmed. This is similar to running multiple programs on a computer eventually causing the computer to lock up. One of the important elements of an HDMI cable is the thickness of the conductors, which allows the signal to go further. The type of dielectric (insulating material), the amount of shielding, the consistency of the construction (the number of twists in the conductors per inch and their positioning in the cable relative to each other) as well as the quality of the conductor metal all effect the way the cables perform. Some of the better cables actually use silver plating over the copper conductors. Silver is the best conductor metal and its use results in a cable that produces less jitter. In shorter cables (source to processor or receiver) this benefit is especially noticeable in the way these cable "sound" – cleaner, smoother, more dynamic and fuller with better bass than with other HDMI cables.

Cable Construction

All HDMI cables create some jitter since none are perfect. The construction of the cables has to be extremely uniform over the entire length in order to maintain the correct characteristics or impedance. This includes the geometry (in HDMI, twists per inch) and the way the connector is terminated. Every conductor must be the same distance apart and length – within .082". You want to look for cables that are:

- Utilizing higher quality materials: Silver-plated copper, skin-foam-skin dielectric, triple shielding and die cast metal connectors all contribute to delivering a better signal by decreasing noise and distortion, which means, less jitter.
- Built with a connector that is made to the very highest tolerance so the it will not fall out of the HDMI receptacle
- Rigorous test procedure to ensure quality

A closer look inside and HDMI Cable



Exploded View Of HDMI Cable

The HDMI interface has an extremely large frequency response. It can carry a tremendous amount of data at very high speeds. That is why cable quality is so important.

There are 5 shielded twisted pairs each with a drain. In addition, there are four more conductors inside this cable:

TMDS- Three of the shielded twisted pairs are reserved for three high speed data channels carrying video, audio and control. Developed by Silicon Image, TMDS stands for Transition Minimized Differential Signaling. TMDS is a way to transmit huge amounts of data over a twisted pair, up to 3.4Gbps per pair (10.2Gbps total). Because of the large amount of information being sent, crosstalk can occur between the twisted pairs. TMDS uses an advanced coding algorithm that maximizes bandwidth by reducing crosstalk and data interference between channels. Each twisted pair is color coded to carry the corresponding signal (red for red, green for green and blue for blue).

Clock Channel- The clock channel, carried on another shielded twisted pair, enables reliable data processing. Simply put the clock ensures the TMDS signals arrive at exactly the same time. In order for the clock channel to ensure the signals arrive at the same time, the Clock and TMDS conductors all have to be the same length and distance apart from one another within .082".

DDC- The last shielded twisted pair is for the Display Data Channel (DDC) which provides 2- way communication system intelligence. This is also where the Extended Display Identification (EDID) channel and High-Bandwidth Digital Copy Protections (HDCP) keys are transmitted. The EDID is like a genetic code for electronics. It contains the manufacturer's name, product type, video resolutions, audio type capabilities and other information. The EDID can be read through the DDC channel by all the components in the system. This HDMI feature allows the source to send the best signal available for this display unit. The HDCP is the digital handshake for HDMI electronics. Their keys have to be validated every 2 seconds.

CEC- the Consumer Electronic Control (CEC) uses only one conductor. The CEC is the control part of the cable. It is a bi-directional control that allows something called 1-touch play. This occurs when a trigger sends a series of intelligent commands to multiple devices in a system. A few examples of 1-touch play are: system standby, one touch record, and tuner control. The CEC is found in all HDMI cables, but its implementation is optional on some devices.

Hot Plug Detect- Another signal conductor inside HDMI is the Hot Plug Detect which is attached to the only recessed pin on the connector. The Hot Plug Detect enables the components to detect when an HDMI cable is attached, detached, or when an HDMI input is switched. Once "hot", the source turns on the 5v supply.

5v Supply- The 5 volt supply provides low current power for the purpose of reading the EDID ROM inside the display. If the voltage drops under 4.7v, there will not be enough power to boot up the interface (e.g. HDCP, which means no picture).

Ethernet and Audio Return Channel- The HDMI 1.4 spec adds Ethernet over the HDMI cable and Audio Return Channel (ARC). To take advantage of these new features, two new cables will be added: 1) Standard Speed HDMI with Ethernet, and 2) High Speed HDMI with Ethernet.

For additional resources, please visit our page on [Smart Home Wiring and Speaker Wire](#) with articles like this on everything you need to know.

Bravo AV is proud to be an HTA (Home Technology Association) Certified Installation Firm and professional A/V experts. Tom Curnin, the owner of Bravo AV, is a CEDIA Professional Designer, a certified THX Level 1 home theater professional and a member of the Home Acoustic Alliance trained to Level II. You can contact Tom directly at (908) 953-0555 or through email at Tom@BravoAV.com.

hdmi

home theater cables

hdmi cables

4k connectivity

f

twitter

in

link

share


comment

Wiring and Cable Guides

1,687 views


heart

Recent Posts




Smart Home For Beginners, The Complete...

2701



Smart Home Structured Wiring

3831



Pre-Wire: Everything You Need To Know About Your...

7,967

What brings you to Bravo AV of New Jersey, and how can we help?

In order to help you in the best way possible please provide your phone number and town. Your number will not be used for solicitation. Your town is important in order to make sure we can provide the outstanding local service we are recognized for.

Name

Town

Email

Message

Phone

SEND

<

f

Instagram

in

p

Twitter

YouTube

>

Knowledge Center

Home Audio

Home Automation

Home Theater

Lutron Lighting

Motorized Shades

Media Rooms

Multi-Room Audio

Outdoor Shades

Outdoor Speakers

Outdoor TV

Surround Sound

Surround Sound

Our Services

Home Audio

Home Automation

Home Theater

Theater Seating

Landscape Lighting

Lighting Design

Media Rooms

Movie TV

Motorized Shades

Multi-Room Audio

Outdoor Entertainment Centers

Outdoor Lighting

Outdoor Shades

Outdoor TV

Projectors

RadioRa 3

Surround Sound

TV Installation

WiFi

Window Treatments

Partners

Focal

Kaleidescape

Lutron Lighting

Lutron Shades

Meridian

Nist

Samsung

Savant

Sonos

Sony TVs

Sony Projectors

TKG

Information

About

Blog

Contact

Design / Build Process

Featured Projects

Knowledge Center

Partners

Privacy Policy

Showroom

Team

Home Theater Guide

Contact

80 Morristown Rd.
Bernardsville, NJ 07924

Click To Email Us

Tel. (908) 953-0555

LEAVE US A
Google
★★★★★ REVIEW!

Hours
Mon. - Fri. 9am - 6pm
or by appointment

CEDIA
CUSTOM
ELECTRONICS
INSTITUTE
AN
ASSOCIATION
OF
REPS

©2022 by Bravo AV of Somerset County, NJ

Powered by TheTechReps.com